

This Doesn't Look Good: Taiwan, Korea, and China Exports Tank

Brad Setser

This Doesn't Look Good: Taiwan, Korea and China Exports Tank

Brad Setser

Words don't really do justice to the brutality of recent downturn in Korean and Taiwanese exports

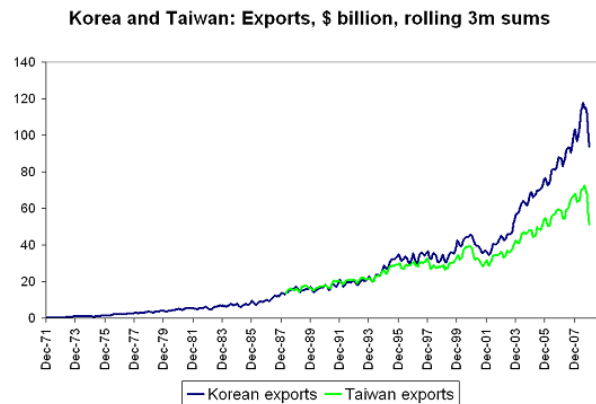
(<http://blogs.cfr.org/setser/2009/01/09/more-bad-trade-data-from-asia/>).



These look a lot like charts of financial variables after a bubble bursts, not charts of the level of exports. That isn't good.

Looking just as the monthly data risks being misleading. There is a lot of seasonality in Taiwan's exports. They usually dip in February. It is a short month, it often corresponds with the Chinese new year and the data isn't seasonally

adjusted. A small dip in December after the end of the Western holiday season also isn't unusual. But such a big dip in December is most unusual. Plotting the rolling 3m sum eliminates the big February dip. The current downturn is real.



The data do not look much better if plotted as a percent change. The y/y change in the 3m rolling sum isn't quite as bad as it was at the depth of the tech bust. But give it time. The 40% fall in Taiwan's December exports is worse than anything observed then.



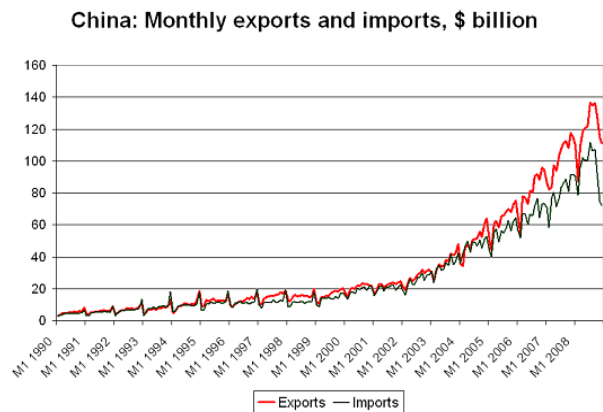
Almost all of Taiwan’s exports seem to go to China for final assembly. Korea though exports to both China (electronic components, steel, no doubt other products) and the US (cars). And there has been a very sharp fall in both Korean shipments to both the US and China. Then again, it seems that exports are down across the board. Europe doesn’t look much different.*



Korean and Taiwanese imports are down too. Korea’s trade balance is actually improving even as its exports fall off a cliff. Imports from the Gulf are following the trajectory one would expect.

What of China? Well, the official data isn’t out — but if the data leaked (<http://www.nakedcapitalism.com/2009/01/ws>

[j-chinese-imports-exports-continued.html](http://www.nakedcapitalism.com/2009/01/ws-j-chinese-imports-exports-continued.html)) to Dow Jones (<http://online.wsj.com/article/SB123159245180171131.html>) is accurate, China is following a similar trajectory but with one difference: its imports are down more than its exports. In December, year over year exports were down close to 3% and year over year imports were down 21%.



Why is the fall in China’s exports lagging the fall in Korean and Taiwanese exports? Is China taking market share in the downturn? Or does the regional supply chain mean that the fall in China’s export will take longer to materialize, fewer imported components from Taiwan in December could just mean lower Chinese exports in January and February. It also sure seems like China’s own internal downturn is adding to the global contraction in trade.

Incidentally, China’s 2008 trade surplus (custom’s basis) should come in at close to \$300 billion in 2008 — up from about \$260 billion in 2007, even with the big run up in average

commodity prices.

Korea and Taiwan aren't the global economy. But they both report their trade data quickly – and they both export a ton. I wish I could say that I thought they were sending a deceptive signal

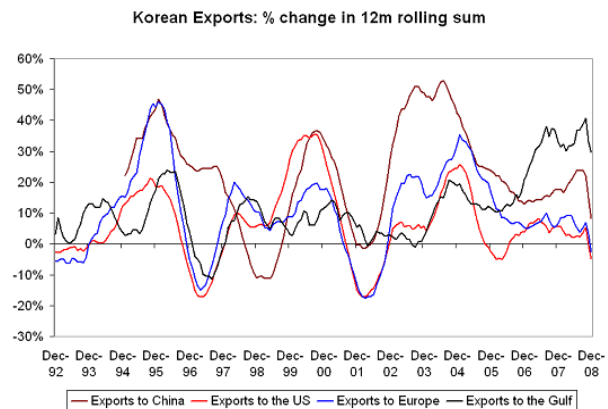
Three other points:

a) The trajectory of this downturn looks much worse than the trajectory of the 2000 recession. That isn't news. But it is still worth noting. Korea and Taiwan export a lot of electronics, so they were among the hardest hit by the tech bust.

b) It is striking that neither Taiwan nor Korean exports seem to have been impacted by the (modest) slowdown in US imports that started in 2006. They made up for slower export growth to the US – counting both their direct exports to the US and their indirect exports through China – with strong growth in their exports to Europe, China and the Gulf. Y/y export growth rates for Taiwan and Korea were actually up a bit earlier this year, during the peak of “decoupling.” No more ...

c) Policy choices matter. From 2002 to 2004, the won depreciated significantly v the euro. After 2004 the won rose the RMB - -and China slammed the brake on domestic demand growth. That too had an impact on Korea's exports to China. These trends show up more easily on a graph that shows the percentage change in the rolling 12m sum of Korean exports (a variable

that moves slowly but capture big trends) than in the monthly data.



But right now the sheer severity of the global downturn dominates all other variables. Everything is shrinking.

Thanks to Paul Swartz of the Council on Foreign Relations for help with the data downloads and the graphs.

* To flesh out the November and December data for Europe, I used the the fall in Korean shipments to France to extrapolate the fall for smaller European economies. Using the fall in exports to Germany would have produced an even sharper fall. But this data should be taken with a grain of salt.

Brad Setser is a Fellow for Geoeconomics at the Council on Foreign Relations and the author of the blog, Follow the Money (<http://blogs.cfr.org/setser/>) (<http://blogs.cfr.org/setser/>) his most recent book is Sovereign Wealth and Sovereign Power (<http://www.amazon.com/dp/0876094159/?tag=theasi>)

pacjo0b-20)

2009.

This article originated at his blog, a superb source for continuing analysis of Chinese economics, finance and the linkage between the US and Chinese economies. The Asia-Pacific Journal, Vol. 3-4-09, January 15, 2009.

Recommended Citation: Brad Setser, "This Doesn't Look Good: Taiwan, Korea, and China Exports Tank" The Asia-Pacific Journal, Vol. 3-4-09, January 15, 2009.